

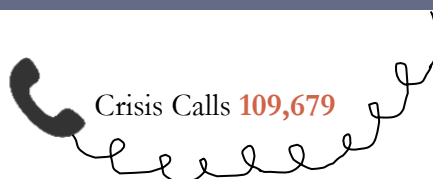
2016-2017 Statistical Brief

Based on data from domestic violence state grantees reported July 2016-June 2017



The NC Council for Women and Youth Involvement compiles semi-annual client services statistical data for domestic violence and sexual assault services utilized by women, men, and children seeking support, information, counseling and advocacy.

330,747
Volunteer
Hours



Gender



Clients Served* **51,074**

*Number of individuals served in person over 6-month period.

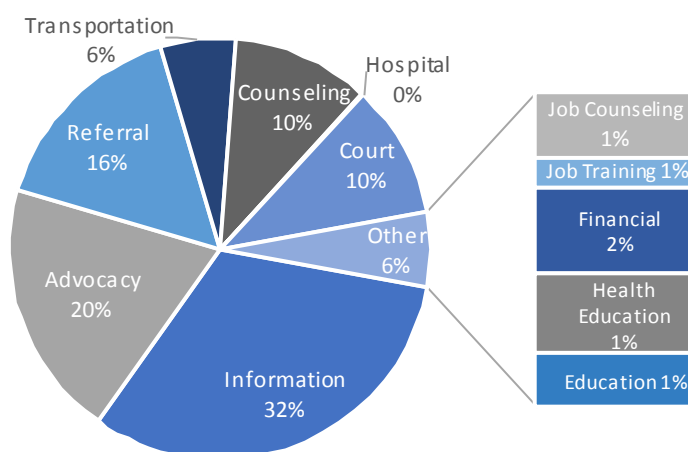
Age

Minors 0-17 (9,217) **19%**

Adults 18+ (38,428) **81%**

What do grantees provide to victims of domestic violence?

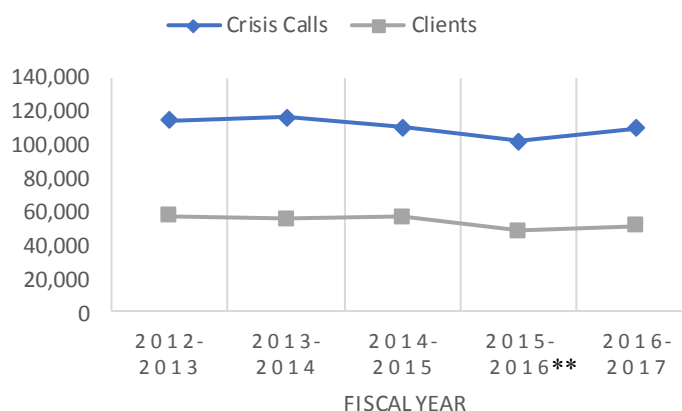
- ◇ **10,440** victims received shelter services, which refers to providing shelter in a facility or a local safe home or hotel
- ◇ **43%** of clients that received shelter services were children
- ◇ Nearly **3,900** victims were referred to other shelters due to lack of space
- ◇ **9,840** support groups provided
- ◇ **28%** of the support groups were for children
- ◇ Over **7,000** educational presentations & professional trainings conducted



Services Provided by Domestic Violence Agencies

Information (32%) and Advocacy (20%) make up over 50% of the total services provided. Other services provided include: job counseling, job training, financial, health education, education.

NUMBER OF CRISIS CALLS AND CLIENTS



Domestic Violence Crisis Calls & Clients over 5 years

Between fiscal year 2015-2016 and 2016-2017, there was an increase in both the number of crisis calls answered and clients served as reported by state-funded domestic violence agencies.

**Reporting change occurred July 2015, which may have resulted in a decrease in numbers.

2016-2017 Statistical Brief

Based on data from sexual assault state grantees reported July 2016-June 2017



The NC Council for Women and Youth Involvement compiles semi-annual client services statistical data for domestic violence and sexual assault services utilized by women, men, and children seeking support, information, counseling and advocacy.

253,011
Volunteer
Hours

172

Human Trafficking
Victims Served



Clients Served* **9,453**

*Number of individuals served in person over 6-month period.

Gender




Age

Minors 0-17 (3,037)

35%

Adults 18+ (5,668)

65%



DID YOU KNOW?

Most victims know their perpetrator:

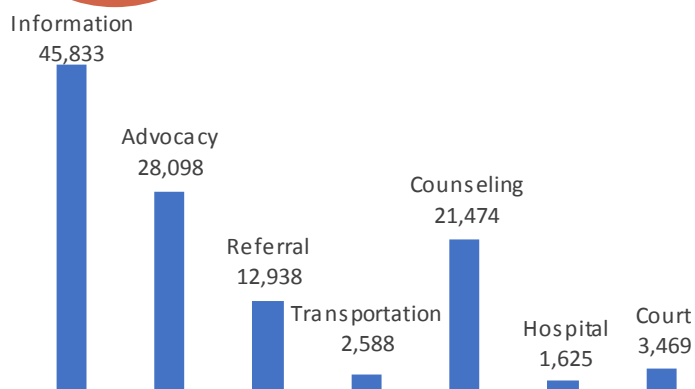
32% of victims were assaulted by a relative

27% of victims were assaulted by an acquaintance

15% of victims were assaulted by a Boy/Girlfriend

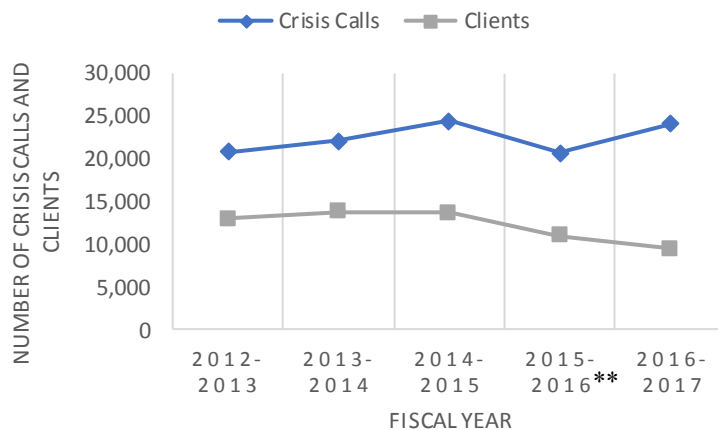
What do grantees provide to victims of sexual assault?

- ◇ Over **5,800** educational presentations & professional trainings conducted
- ◇ **2,841** support groups provided
- ◇ **16%** of the support groups were for children



Services Provided by Sexual Assault Agencies

Information (40%) and Advocacy (24%) make up over 60% of the total services provided by sexual assault agencies.



Sexual Assault Crisis Calls & Clients over 5 years

Between fiscal year 2015-2016 and 2016-2017, there was an increase in crisis calls answered and a slight decrease in the number of clients served as reported by state-funded agencies. Often, sexual assault is underreported.

**Reporting change occurred July 2015, which may have resulted in a decrease in numbers.